

Annual meter reading

mtx1

Brussels,

Address	EAN Code(s)
<input type="text"/>	electricity <input type="text"/>
	gas <input type="text"/>

Dear Sir or Madam,

Our meter reader was not able to access your gas and/or electricity meters during his annual visit to your area. However, your energy supplier needs an accurate reading to bill your actual energy consumption. Could you please take your own reading for the meter(s) mentioned below and send it to us **before** ?

If we receive no answer from you, we will estimate your consumption and the bill from your energy supplier will be based on this estimate. As established in the Technical Regulations*, you should check the reading marked on your bill. Contact your energy supplier if it is too different from your actual consumption.

How to submit your readings

Follow the instructions on the back to read your meters. You can submit your readings:

- by mail: Sibelga • Relevé des compteurs • BP 1340 • 1000 Bruxelles Brouckère
- over the phone, on the free number 0800 96 684 (French) or 0800 96 683 (Dutch) (24/7) with the reference below
- online on www.sibelga.be/releve with the reference below

* Art. 215 of the Technical Regulations for Electricity / Art. 174 of the Technical Regulations for Gas

Reference date of your reading / / 20

	last four digits of the meter	previous meter reading	current reading
<input type="text"/>	<input type="text"/>	<input type="text"/>	<input type="text"/>
<input type="text"/>	<input type="text"/>	<input type="text"/>	<input type="text"/>
<input type="text"/>	<input type="text"/>	<input type="text"/>	<input type="text"/>
<input type="text"/>	<input type="text"/>	<input type="text"/>	<input type="text"/>
<input type="text"/>	<input type="text"/>	<input type="text"/>	<input type="text"/>
<input type="text"/>	<input type="text"/>	<input type="text"/>	<input type="text"/>



Ref. MTX-004-a-1803-En

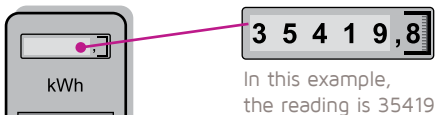


How to read your meter

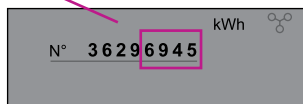
- First check that the last four digits of your meter number correspond to those indicated overleaf.
- Note your meter reading. **The digits after the decimal point do not have to be noted.**

ELECTRICITY

• Single rate meter



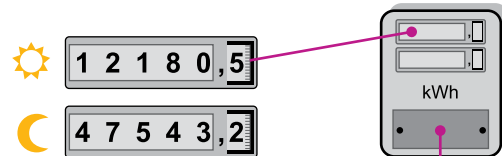
In this example, the reading is 35419




In this example, the last four digits of the meter number are 6945

• Dual rate meter

Be careful to distinguish between the day reading (sun) and the night reading (moon)



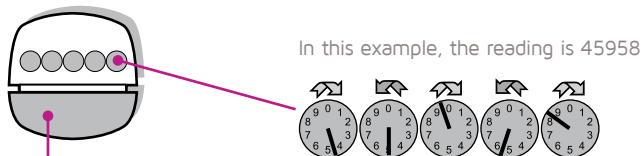
In this example, the day reading is 12180 and the night reading is 47543



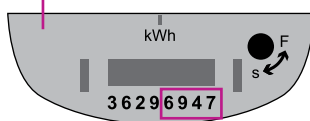
In this example, the last four digits of the meter number are 6946

• Dial meter

Starting on the left, note the lowest figure near the hand for each dial



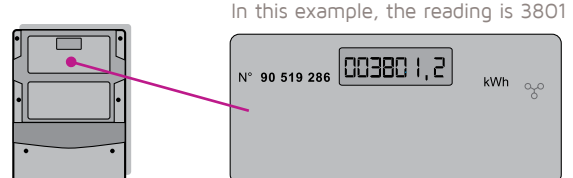
In this example, the reading is 45958



In this example, the last four digits of the meter number are 6947

• Electronic meter

For further information about reading this type of meter, go to www.sibelga.be/releve




In this example, the reading is 3801

NATURAL GAS



In this example, the last four digits of the meter number are 4825



In this example, the reading is 32862